

**5 DAY
DELIVERY**



 **Dexion[®]**

Storage Centre Anglia Ltd

5 DAY PRODUCTS



5 DAY
DELIVERY

FIRE GUARD
TESTED & CERTIFIED
EN 13501-1

COLOUR OPTIONS

Please add corresponding letters to the end of the code



Quality compartment lockers suitable for a multitude of storage applications. Express lockers provide the flexibility of two sizes with four door options. The Express Locker is supplied with a light grey carcass and either light grey or blue doors.

- Choice of 300mm and 450mm depths.
- Fitted with standard, mastered cam locks with 2,000 differs.
- Single tier lockers fitted with top shelf and coat hook.
- Two tier lockers fitted with coat hook in each compartment.
- Strengthened and ventilated doors with rubber buffers.
- Powder coated with Germ Guard Active Technology.
- Order quantities may apply, please speak to the QMP sales team.
- Complete with rust resisting galvanised shelves.
- Reaction to Fire Classification EN 13501-1.
- 1, 2, 4 and 6 door lockers fitted with galvanised security shelf.

Express Lockers H.1800 W.300 D.300

Tiers	Code	Price
1	LQ1830301	£93.00
2	LQ1830302	£114.00
4	LQ1830304	£133.00
6	LQ1830306	£163.00

Express Lockers - H.1800 W.300 D.450

Tiers	Code	Price
1	LQ1830451	£108.00
2	LQ1830452	£129.00
4	LQ1830454	£155.00
6	LQ1830456	£177.00



5 DAY
DELIVERY


FIRE GUARD
TESTED & CERTIFIED
EN 13501-1

These general workplace cupboards and cabinets bring a combination of storage, mobility and security to the workplace. A weld and rivet construction provides all-round robustness.

- "No Snag" handles with 2 point locking.
- Strengthened doors.
- Adjustable galvanised shelves.
- Powder coated with Germ Guard Active Technology anti-bacterial paint.
- Order quantities may apply, please speak to the QMP sales team.
- Reaction to Fire Classification EN 13501-1.

COLOUR OPTIONS

Please add corresponding letters to the end of the code



Workplace Cupboards

Size H.W.D.	Shelves	Code	Price
1800.900.460	3	CG189046Z	£356.00
900.900.460	2	CG909046Z	£263.00

- Designed to assist in the compliance of COSHH regulations.
- "No snag" handles with 2-point locking.
- Adjustable spill-retaining galvanised shelves.
- Integral liquid-tight sump encourages the correct handling of spills through the use of absorbents.*
- Wall cupboards are pre-drilled for mounting (fixings not included).
- Stands raise cupboards 500mm with an adjustable foot for uneven surfaces.
- Order quantities may apply, please speak to QMP the sales team.
- Reaction to Fire Classification EN 13501-1.*

*Except wall mounted cupboards.



FLOOR CUPBOARDS



CZ909046ZYXX



CZ703530ZYXX



CZ189046ZYXX

Hazardous Floor Cupboards

Size H.W.D.	Shelves	Code	Price	Extra Shelves	Code	Price
1800.900.460	3	CZ189046ZYXX	£364.00	W.900 x D.460	CZES9046ZYXX	£38.00
1800.1200.460	3	CZ181246ZYXX	£429.00	W.1200 x D.460	CZES1246ZYXX	£44.00
1200.900.460	2	CZ129046ZYXX	£309.00	W.900 x D.460	CZES9046ZYXX	£38.00
900.460.460	1	CZ904646ZYXX	£191.00	W.460 x D.460	CZES4646ZYXX	£29.00
900.900.460	1	CZ909046ZYXX	£245.00	W.900 ax D.460	CZES9046ZYXX	£38.00
700.350.300	1	CZ703530ZYXX	£162.00	W.350 x D.300	CZES3530ZYXX	£24.00
700.900.460	1	CZ709046ZYXX	£224.00	W.900 x D.460	CZES9046ZYXX	£38.00

MOBILE CUPBOARDS



Hazardous Mobile Cupboards

Size H.W.D.	Shelves	Code	Price
1040.900.460	1	CZ109046MYXX	£389.00
840.900.460	1	CZ849046MYXX	£357.00

STANDS



Hazardous Cupboard Stands

Size H.W.D.	Code	Price
H. 543 W.350 x D.300	CZST3530ZYXX	£84.00
H. 543 W.460 x D.460	CZST4646ZYXX	£87.00
H. 543 W.900 x D.460	CZST9046ZYXX	£98.00

WALL CUPBOARDS



Hazardous Wall Cupboards

Size H.W.D.	Shelves	Code	Price
570.850.255	1	CZ855725ZYXX	£212.00



**5 DAY
DELIVERY**



- General workshop bench suitable for use in assembly, production and light engineering.
- Height adjustable feet for easy levelling.
- Powder coated light grey framework.
- Beech and Laminate worktop options available.
- Full range of accessories available including drawers, cupboards, shelves, louvre panels and service ducts.
- Standard bench height: 840mm.
- Delivered in knock-down form.
- Order quantities may apply, please speak to the QMP sales teams.



Drawer & Cupboard Options

Description	Size H.W.D	Code	Price
Single Drawer	220 x 420 x 420	BEDR040218XX	£177.00
Triple Drawer	435 x 420 x 420	BEDR04043BXX	£336.00
Cupboard Unit	435 x 420 x 420	BEUC040418XX	£159.00

Solid Beech Worktop 27mm Thick


Size H.W.D.	Code	Price
840.1200.600	BQ8412608LXX	£334.00
840.1200.750	BQ8412758LXX	£362.00
840.1200.900	BQ8412908LXX	£395.00
840.1500.600	BQ8415608LXX	£457.00
840.1500.750	BQ8415758LXX	£511.00
840.1500.900	BQ8415908LXX	£555.00
840.1800.600	BQ8418608LXX	£465.00
840.1800.750	BQ8418758LXX	£554.00
840.1800.900	BQ8418908LXX	£574.00

Laminate Worktop 20mm Thick

Size H.W.D.	Code	Price
840.1200.750	BQ841275PLXX	£327.00
840.1200.900	BQ841290PLXX	£373.00
840.1500.750	BQ841575PLXX	£429.00
840.1500.900	BQ841590PLXX	£501.00
840.1800.750	BQ841875PLXX	£437.00
840.1800.900	BQ841890PLXX	£515.00

Square Tube Workbench Accessories

Key	Description	Code	Price
A	760mm Rear Support Posts	BESP760SXXX	£76.00
A	1180mm Rear Support Posts	BESP1180SXXX	£92.00
B	Upper shelf 300mm Laminate for 1200mm bench	BEUS1200PXXX	£105.00
B	Upper shelf 300mm Laminate for 1500mm bench	BEUS1500PXXX	£125.00
B	Upper shelf 300mm Laminate for 1800mm bench	BEUS1800PXXX	£149.00
C	Light/Tool Rail Support for 1200mm bench	BERS1200XLXX	£79.00
C	Light/Tool Rail Support for 1500mm bench	BERS1500XLXX	£84.00
C	Light/Tool Rail Support for 1800mm bench	BERS1800XLXX	£87.00
D	3 Setting LED Light - 40 Watt	BE3SETL1200X	£61.00
E	Louvred back panel with pinboard for 1200mm bench	BELO4812IXXX	£145.00
E	Louvred back panel with pinboard for 1500mm bench	BELO4815IXXX	£158.00
E	Louvred back panel with pinboard for 1800mm bench	BELO4818IXXX	£176.00
F	Worktop service duct for 1200mm bench	BESDWT122XXX	£121.00
F	Worktop service duct for 1500mm bench	BESDWT15XXX	£124.00
F	Worktop service duct for 1800mm bench	BESDWT18XXX	£130.00
G	Flat Screen Support Arm	BEMONARMLSC	£70.00



- General workshop bench suitable for use in assembly, production and light engineering.
- Cantilever construction allows maximum leg room.
- Height adjustable feet for easy levelling.
- Powder coated light grey framework.
- Beech and Laminate worktop options available.
- Full range of accessories available including drawers, cupboards, shelves, louvre panels and service ducts.
- Standard bench height: 840mm.
- Delivered in knock-down form.
- Order quantities may apply, please speak to the QMP sales teams.



Drawer & Cupboard Options

Description	Size H.W.D	Code	Price
Single Drawer	220 x 420 x 420	BEDR04021BXX	£177.00
Triple Drawer	435 x 420 x 420	BEDR04043BXX	£336.00
Cupboard Unit	435 x 420 x 420	BECU04041BXX	£159.00



Solid Beech Worktop 27mm Thick


Size H.W.D.	Code	Price
840.1200.750	BC841275BLXX	£394.00
840.1200.900	BC841290BLXX	£427.00
840.1500.750	BC841575BLXX	£547.00
840.1500.900	BC841590BLXX	£567.00
840.1800.750	BC841875BLXX	£598.00
840.1800.900	BC841890BLXX	£618.00

Laminate Worktop 20mm Thick

Size H.W.D.	Code	Price
840.1200.750	BC841275PLXX	£359.00
840.1200.900	BC841290PLXX	£405.00
840.1500.750	BC841575PLXX	£464.00
840.1500.900	BC841590PLXX	£468.00
840.1800.750	BC841875PLXX	£481.00
840.1800.900	BC841890PLXX	£559.00

Cantilever Workbench Accessories

Key	Description	Code	Price
A	760mm Rear Support Posts	BESP760SXXX	£76.00
A	1180mm Rear Support Posts	BESP1180SXXX	£92.00
B	Upper shelf 300mm Laminate for 1200mm bench	BEUS1200PXXX	£105.00
B	Upper shelf 300mm Laminate for 1500mm bench	BEUS1500PXXX	£125.00
B	Upper shelf 300mm Laminate for 1800mm bench	BEUS1800PXXX	£149.00
C	Light/Tool Rail Support for 1200mm bench	BERS1200XLXX	£79.00
C	Light/Tool Rail Support for 1500mm bench	BERS1500XLXX	£84.00
C	Light/Tool Rail Support for 1800mm bench	BERS1800XLXX	£87.00
D	3 Setting LED Light - 40 Watt	BE3SETL1200X	£61.00
E	Louvred back panel with pinboard for 1200mm bench	BELO4812IXXX	£145.00
E	Louvred back panel with pinboard for 1500mm bench	BELO4815IXXX	£158.00
E	Louvred back panel with pinboard for 1800mm bench	BELO4818IXXX	£176.00
F	Worktop service duct for 1200mm bench	BESDWT122XXX	£121.00
F	Worktop service duct for 1500mm bench	BESDWT15XXX	£124.00
F	Worktop service duct for 1800mm bench	BESDWT18XXX	£130.00
G	Flat Screen Support Arm	BEMONARMFLSC	£70.00



**5 DAY
DELIVERY**



- General workshop bench with static dissipative properties.
- Suitable for use as an assembly or repair bench in the electrical and electronic industries.
- A leg in each corner gives firm support.
- Powder coated light grey framework.
- Full range of accessories available including wrist straps, circuit breakers and earth/ground leads.
- Standard bench height: 840mm.
- Delivered in knock down form.
- Order quantities may apply, please speak to the QMP sales team.



Neostat worktop and extension bench option available on extended lead time.

Lamstat Worktop 20mm Thick		
Size H.W.D.	Code	Price
840.1200.750	BQ841275LLXX	£477.00
840.1200.900	BQ841290LLXX	£554.00
840.1500.750	BQ841575LLXX	£734.00
840.1500.900	BQ841590LLXX	£763.00
840.1800.750	BQ841875LLXX	£775.00
840.1800.900	BQ841890LLXX	£808.00

Drawer & Cupboard Options			
Description	Size H.W.D.	Code	Price
Single Drawer	220 x 420 x 420	BEDR040218XX	£177.00
Triple Drawer	435 x 420 x 420	BEDR040438XX	£336.00
Cupboard Unit	435 x 420 x 420	BECU040418XX	£159.00



ESD Square Tube Workbench Accessories			
Key	Description	Code	Price
A	760mm Rear Support Posts	BESP760SXXX	£75.00
A	1180mm Rear Support Posts	BESP1180SXXX	£91.00
B	Upper shelf 300mm Lamstat for 1200mm bench	BEUS1200LXXX	£157.00
B	Upper shelf 300mm Lamstat for 1500mm bench	BEUS1500LXXX	£199.00
B	Upper shelf 300mm Lamstat for 1800mm bench	BEUS1800LXXX	£219.00
C	Light/Tool Rail Support for 1200mm bench	BERS1200XLXX	£79.00
C	Light/Tool Rail Support for 1500mm bench	BERS1500XLXX	£84.00
C	Light/Tool Rail Support for 1800mm bench	BERS1800XLXX	£87.00
D	3 Setting LED Light - 40 Watt	BE3SETL1200X	£61.00
E	Louvred Galv back panel with pinboard for 1200mm bench	BELO4812ZXXX	£151.00
E	Louvred Galv back panel with pinboard for 1500mm bench	BELO4815ZXXX	£167.00
E	Louvred Galv back panel with pinboard for 1800mm bench	BELO4818ZXXX	£186.00
F	Worktop service duct for 1200mm bench	BESDWT122XXX	£121.00
F	Worktop service duct for 1500mm bench	BESDWT15XXX	£124.00
F	Worktop service duct for 1800mm bench	BESDWT18XXX	£130.00
G	Flat Screen Support Arm	BEMONARMFLSC	£70.00

- General workshop bench with static dissipative properties.
- Suitable for use as an assembly or repair bench in the electrical and electronic industries.
- Cantilever construction allows for maximum leg room.
- Powder coated light grey framework.
- Full range of accessories available including wrist straps, circuit breakers and earth/ground leads.
- Standard bench height: 840mm.
- Delivered in knock down form.
- Order quantities may apply, please speak to the QMP sales team.



Neostat worktop and extension bench option available on extended lead time.

Drawer & Cupboard Options

Description	Size H.W.D.	Code	Price
Single Drawer	220 x 420 x 420	BEDR04021BXX	£177.00
Triple Drawer	435 x 420 x 420	BEDR04043BXX	£336.00
Cupboard Unit	435 x 420 x 420	BECU04041BXX	£159.00

Lamstat Worktop 20mm Thick

Size H.W.D.	Code	Price
840.1200.750	BC841275LLXX	£509.00
840.1200.900	BC841290LLXX	£586.00
840.1500.750	BC841575LLXX	£770.00
840.1500.900	BC841590LLXX	£799.00
840.1800.750	BC841875LLXX	£819.00
840.1800.900	BC841890LLXX	£851.00

ESD Cantilever Workbench Accessories

Key	Description	Code	Price
A	760mm Rear Support Posts	BESP760SXXX	£75.00
A	1180mm Rear Support Posts	BESP1180SXXX	£91.00
B	Upper shelf 300mm Lamstat for 1200mm bench	BEUS1200LXXX	£157.00
B	Upper shelf 300mm Lamstat for 1500mm bench	BEUS1500LXXX	£119.00
B	Upper shelf 300mm Lamstat for 1800mm bench	BEUS1800LXXX	£219.00
C	Light/Tool Rail Support for 1200mm bench	BERS1200XLXX	£79.00
C	Light/Tool Rail Support for 1500mm bench	BERS1500XLXX	£84.00
C	Light/Tool Rail Support for 1800mm bench	BERS1800XLXX	£87.00
D	3 Setting LED Light - 40 Watt	BE3SETL1200X	£61.00
E	Louvred Galv back panel with pinboard for 1200mm bench	BELO4812ZXXX	£151.00
E	Louvred Galv back panel with pinboard for 1500mm bench	BELO4815ZXXX	£167.00
E	Louvred Galv back panel with pinboard for 1800mm bench	BELO4818ZXXX	£186.00
F	Worktop service duct for 1200mm bench	BESDWT122XXX	£121.00
F	Worktop service duct for 1500mm bench	BESDWT15XXXX	£124.00
F	Worktop service duct for 1800mm bench	BESDWT18XXXX	£130.00
G	Flat Screen Support Arm	BEMONARMFLSC	£70.00





A range of robustly constructed workstations designed for Team Leaders, Supervisors or Line Managers. Fully welded steel frame work ideal for tough environments. The compact design recognises the pressure on factory workspace but still allows the team leader to have a workstation with everything they need.

- Two depths available, 460mm and 600mm.
- Full range of accessories.
- Sloping and Flat Top versions available.
- Fully welded robust frame.
- Ideal for standing at to improve health and fitness, but can be used in conjunction with an industrial stool or chair.
- Order quantities may apply, please speak to the QMP sales team.



Team Leader Workstation - Sloping Top

Description	Size H.W.D.	Code	Price
Sloping Top	1060.1000.460	TLS1010461LX	£228.00
Sloping Top	1060.1000.600	TLS1010601LX	£241.00



Team Leader Workstation - Flat Top

Description	Size H.W.D.	Code	Price
Flat Top	920.1000.460	TLF9210461LX	£228.00
Flat Top	920.1000.600	TLF9210601LX	£241.00



Team Leader Workstation - Single Drawer

Description	Size H.W.D.	Code	Price
Sloping Top	1060.1000.460	TLS1010462LX	£381.00
Sloping Top	1060.1000.600	TLS1010602LX	£394.00
Flat Top	920.1000.460	TLF9210462LX	£381.00
Flat Top	920.1000.600	TLF9210602LX	£394.00



Team Leader Workstation - Two Single Drawers

Description	Size H.W.D.	Code	Price
Sloping Top	1060.1000.460	TLS1010463LX	£534.00
Sloping Top	1060.1000.600	TLS1010603LX	£547.00
Flat Top	920.1000.460	TLF9210463LX	£534.00
Flat Top	920.1000.600	TLF9210603LX	£547.00

**5 DAY
DELIVERY**



Team Leader Workstation - Cupboard

Description	Size H.W.D.	Code	Price
Sloping Top	1060.1000.460	TLS1010464LX	£365.00
Sloping Top	1060.1000.600	TLS1010604LX	£402.00
Flat Top	920.1000.460	TLF9210464LX	£365.00
Flat Top	920.1000.600	TLF9210604LX	£402.00



Team Leader Workstation - Single Drawer & Cupboard

Description	Size H.W.D.	Code	Price
Sloping Top	1060.1000.460	TLS1010465LX	£518.00
Sloping Top	1060.1000.600	TLS1010605LX	£531.00
Flat Top	920.1000.460	TLF9210465LX	£518.00
Flat Top	920.1000.600	TLF9210605LX	£531.00



Team Leader Workstation - Triple Drawer

Description	Size H.W.D.	Code	Price
Sloping Top	1060.1000.460	TLS1010466LX	£519.00
Sloping Top	1060.1000.600	TLS1010606LX	£531.00
Flat Top	920.1000.460	TLF9210466LX	£519.00
Flat Top	920.1000.600	TLF9210606LX	£531.00



Team Leader Workstation - Triple Drawer & Single Drawer

Description	Size H.W.D.	Code	Price
Sloping Top	1060.1000.460	TLS1010467LX	£672.00
Sloping Top	1060.1000.600	TLS1010607LX	£685.00
Flat Top	920.1000.460	TLF9210467LX	£672.00
Flat Top	920.1000.600	TLF9210607LX	£685.00



Team Leader Workstation - Double Cupboard

Description	Size H.W.D.	Code	Price
Sloping Top	1060.1000.460	TLS1010468LX	£459.00
Sloping Top	1060.1000.600	TLS1010608LX	£471.00
Flat Top	920.1000.460	TLF9210468LX	£459.00
Flat Top	920.1000.600	TLF9210608LX	£471.00



Team Leader Workstation - Triple Drawer & Cupboard

Description	Size H.W.D.	Code	Price
Sloping Top	1060.1000.460	TLS1010469LX	£656.00
Sloping Top	1060.1000.600	TLS1010609LX	£669.00
Flat Top	920.1000.460	TLF9210469LX	£656.00
Flat Top	920.1000.600	TLF9210609LX	£669.00



Hand trucks with multi-shelf storage for general commercial and heavy duty use. Ideal for storage of work in progress and for transporting between areas.

- Recessed steel shelves for load retention.
- Fitted with 2 fixed and 2 swivel 6" heavy duty castors.
- Fully welded construction.
- Only available in blue, other colours available on extended lead time.
- Order quantities may apply, please speak to the QMP sales team.

3 Tier Shelf Truck
RTST90603SB

2 Tier Shelf Truck
RTTST90602B

Platform Truck
RTPTS6900B

Shelf Trucks

O/A Dims.mm H.W.D	Description	Steel Top Code	Price
1050.600.900	Platform Truck	RTPTS6900B	£309.00
1050.600.1200	Platform Truck	RTPTS6120B	£333.00
1050.900.600	2 tier Shelf Truck	RTTST90602B	£455.00
1050.900.600	3 tier Shelf Truck	RTST90603SB	£492.00



These cost effective cycle racks for one bike are available in three designs with a choice of 90° or 60° angle to the wall.

- Fully welded construction.
- Made from mild steel.
- Choice of 90° or 60° angles.
- Powder coated exterior grade black.
- Order quantities may apply, please speak to the sales team.

Wall Mounted - H.400 W.100 D.260

Angle	Code	Price
90 Degrees	SRCSM904011A	£39.00
60 Degrees	SRCSM604011A	£39.00



Double Sided - H.560 W.570 D.120

Angle	Code	Price
2 Bikes	SRCSFM25656A	£78.00



Single Sided - H.560 W.310 D.120

Capacity	Code	Price
1 Bike	SRCSFM15631A	£55.00




Our range of Sheffield Loops are a classic design which allows the bicycle wheel and frame to be locked securely onto the stand by the user's own lock. Order quantities may apply, please speak to sales.

- Sheffield loops can be surface mounted or grouted under ground.
- Adult loops are 800mm high x 715mm wide.

- Order quantities may apply, please speak to the QMP sales team.
- Grouted loops are provided with 250mm length below ground as standard; longer lengths can be provided on request.
- Parabolt fixings included.

Sheffield Loops			
Size	Mount Options	Galvanised	Price
Adult	Floor Mounted	SRSHL8071FVX	£71.00
	Grouted	SRSHL1071GVX	£71.00

**5 DAY
DELIVERY**

**5 DAY
DELIVERY**


Sheffield racks provide secure parking for anything from 4 bikes upwards. Toast racks are a popular purchase for use with our range of cycle shelters and compounds.

- Racks comprised of two or more Sheffield Loops.
- Order quantities may apply, please speak to the QMP sales team.

Sheffield Racks			
Loops	Length	Galvanised	Price
2	930mm	SRSHR80712VX	£275.00
3	1730mm	SRSHR80713VX	£413.00
4	2530mm	SRSHR80714VX	£551.00
5	3330mm	SRSHR80715VX	£689.00



Aimed at helping smaller companies comply with legislation governing smoking at work, this shelter provides cover for up to 3 smokers.

- Robust all-weather construction.
- Greater than 50% open.
- Translucent polycarbonate roof and side panels provide up to 97% UV protection.
- Simply bolts to a suitable wall (fixings not included).
- Site survey and erection service available.
- Order quantities may apply, please speak to the QMP sales team.

Smoking Canopy			
Size H.W.D.	Capacity	Code	Price
1000.2000.1100	3 People	SS102011WM2	£680.00

COLOUR OPTIONS
Please add corresponding letters to the end of the code



If sited within 5 miles of the coast, we strongly recommend an additional weather treatment for the steel work. This is available for a modest additional charge.



Personal Effects Lockers are an ideal way of providing secure storage for small items such as mobile phones, wallets and keys. These lockers offer employees a secure storage solution for valuable items.

- Fitted with standard mastered cam locks with 2,000 differs.
- Compartment entry aperture: H.150mm x W.163mm x D.360mm.
- Dark Blue & Light Grey door colours available on 5 Day Delivery.
- Powder coated with Germ Guard Active Technology paint.
- Pre-drilled for nesting.
- PEL lockers are fitted with a security shelf to prevent unauthorised access to the compartment below.
- Order quantities may apply, please speak to the QMP sales team.
- Reaction to Fire Classification EN-13501-1.



COLOUR OPTIONS
Please add corresponding letters to the end of the code



Personal Effects Lockers			
Size H.W.D.	Tiers	Code	Price
1285.900.380	28	LR129038H	£473.00
940.900.380	20	LR909038Y	£333.00
1800.450.380	20	LR184538Y	£333.00
1800.900.380	40	LR189038F	£641.00

Provide economical seating for vending, refreshment and rest areas. Simplify cleaning of dining areas with clear access to floor. Maintain planned layout, eliminate furniture movement. Modular units combine tables and seats in a wide range of seating arrangements enabling you to design your own layout.

- Blue seats available on 5 Day Delivery, available with red or black seats on a longer lead time.
- Fully welded canteen unit with polypropylene seats.
- Powder coated frames in black.
- MFC table tops come in light grey, with PVC edging for extra strength and protection.
- Available in 2 seater single entry, 4 seater single entry, 4 seater double entry, 6 seater single entry and 6 seater double entry.
- Optional floor fixings available.
- Order quantities may apply, please speak to the QMP sales team.



■ Table Top: 535mm x 600mm

2 Seat Single Entry		
Size H.W.L.	Code	Price
725.1690.530	B6FASTFD2SEB	£233.00



■ Table Top: 1070mm x 600mm

4 Seat Double Entry		
Size H.W.L.	Code	Price
725.1690.1070	B6FASTFD4DEB	£339.00



■ Table Top: 1070mm x 600mm

4 Seat Single Entry		
Size H.W.L.	Code	Price
725.1690.1070	B6FASTFD4SEB	£339.00



■ Table Top: 1580mm x 600mm

6 Seat Double Entry		
Size H.W.L.	Code	Price
725.1690.1580	B6FASTFD6DEB	£468.00



■ Table Top: 1580mm x 600mm

6 Seat Single Entry		
Size H.W.L.	Code	Price
725.1690.1580	B6FASTFD6SEB	£468.00



These safety barriers are designed for creating protective barriers around machinery and equipment and for defining walkways through industrial, manufacturing and warehousing areas.



- An economical range of protection barriers for the end of pallet racking bays.
- Constructed from heavy gauge steel tube and fully welded, with no on-site assembly required.
- Powder coated high visibility yellow.
- Heavy duty floor fixing plate with bolts included 6 sizes for single or double bays.
- Order quantities may apply, please speak to the QMP sales team.

Straight Barrier Units		
Size L.H.	Open Barrier	Price
1200.900	RBST1290OYXX	£177.00
1200.1100	RBST1211OYXX	£227.00
2400.900	RBST2490OYXX	£263.00
2400.1100	RBST2411OYXX	£272.00

Modular Barriers		
Size (Length)	Code	Price
To suit 700mm	RBMODBX700YX	£162.00
To suit 900mm	RBMODBX900YX	£181.00
To suit 1100mm	RBMODB1100YX	£206.00
To suit 1500mm	RBMODB1500YX	£224.00
To suit 1900mm	RBMODB1900YX	£274.00
To suit 2300mm	RBMODB2300YX	£305.00



- Designed to protect machinery from damage to fork lift or pallet trucks.
- Fully welded construction from box section.
- Powder coated yellow, black available on longer lead time.
- Supplied with floor fixings.
- Angled steel corner protectors.
- Order quantities may apply, please speak to the QMP sales team.

- Designed to protect building doorways from accidental damage.
- Fully welded construction for floor mounting - fixings included.
- Extra height posts available of request for embedding into concrete.
- Powder coated in yellow; black and black and yellow available on longer lead time.
- Order quantities may apply, please speak to the QMP sales team.

Low Level Barriers		
Size H.W.	Code	Price
300.1200	RBLLSB1200YX	£140.00
300.800	RBLLSBX800YX	£110.00
300.400	RBLLSBX400YX	£97.00

Corner Protectors		
Size H.W.D.	Code	Price
300.300.300	RBLLSCX300YX	£84.00

Protective Posts		
Size H. W.	Code	Price
1100.170	RBPP110170YX	£204.00
915.115	RBPP915115YX	£136.00
760.90	RBPP76090YX	£118.00



These attractive tubular, safety barriers are ideal for protecting walkways around machinery and shelving, and for defining walkways through industrial, manufacturing and warehouse areas.

- Fully welded construction.
- Powder coated high visibility yellow.
- Supplied with floor fixings.
- Order quantities may apply, please speak to the QMP sales team.




Long Guard Barrier

Size H.L.	Code	Price
940.2000	RBLGB9420YXX	£222.00



Maxium pillar size; W600 x D480mm



Short Guard Barrier

Size H.L.	Code	Price
940.1000	RBSGB9410YXX	£170.00

Pillar Guard Barrier

Size H.W.D.	Code	Price
850.750.700	RBPGB8575YXX	£218.00

Corner Guard Barrier

Size H.W.D.	Code	Price
940.530.530	RBCGB9453YXX	£190.00

- Heavy duty bench suitable for heavy duty applications such as engineering and manufacturing.
- Fully welded construction for extra strength.
- Powder coated dark grey framework.
- Steel plate, beech and laminate worktop options.
- Full range of accessories available to customise your bench.
- Standard bench height: 840mm.
- Order quantities may apply, please speak to the QMP sales team.



Drawer & Cupboard Options

Description	Size H.W.D.	Code	Price
Single Drawer	220 x 420 x 420	BXDR04021LXX	£187.00
Triple Drawer	435 x 420 x 420	BXDR04043LXX	£321.00
Cupboard Unit	560 x 420 x 420	BXCU04051LXX	£204.00

Heavy Duty Bench Accessories

Key	Description	Code	Price
A	760mm Rear Support Posts	BESP760SXXX	£75.00
A	1180mm Rear Support Posts	BESP1180SXXX	£91.00
B	Upper shelf 300mm Laminate for 1200mm bench	BEUS1200PXXX	£105.00
B	Upper shelf 300mm Laminate for 1500mm bench	BEUS1500PXXX	£125.00
B	Upper shelf 300mm Laminate for 1800mm bench	BEUS1800PXXX	£149.00
C	Light/Tool Rail Support for 1200mm bench	BERS1200XLXX	£79.00
C	Light/Tool Rail Support for 1500mm bench	BERS1500XLXX	£84.00
C	Light/Tool Rail Support for 1800mm bench	BERS1800XLXX	£87.00
D	3 Setting LED Light - 40 Watt	BE3SETL1200X	£61.00
E	Louvred back panel with pinboard for 1200mm bench	BELO4812IXXX	£145.00
E	Louvred back panel with pinboard for 1500mm bench	BELO4815IXXX	£158.00
E	Louvred back panel with pinboard for 1800mm bench	BELO4818IXXX	£176.00
F	Worktop service duct for 1200mm bench	BESDWT122XXX	£121.00
F	Worktop service duct for 1500mm bench	BESDWT15XXX	£124.00
F	Worktop service duct for 1800mm bench	BESDWT18XXX	£130.00
	Flat Screen Support Arm	BEMONARMFLSC	£70.00



**1200KG
SWL**

EVENLY DISTRIBUTED

STEEL PLATE WORKTOP 2MM THICK

Size H.W.D.	Code	Price
840.1200.750	BJ841275SKXX	£395.00
840.1500.750	BJ841575SKXX	£482.00
840.1800.750	BJ841875SKXX	£507.00

SOLID BEECH WORKTOP 27MM THICK

Size H.W.D.	Code	Price
840.1200.750	BJ841275BKXX	£453.00
840.1500.750	BJ841575BKXX	£576.00
840.1800.750	BJ841875BKXX	£632.00

LAMINATE WORKTOP 20MM THICK

Size H.W.D.	Code	Price
840.1200.750	BJ841275PKXX	£438.00
840.1500.750	BJ841575PKXX	£545.00
840.1800.750	BJ841875PKXX	£559.00